

# Fidelity.com CCA Funds Purchasing Manual

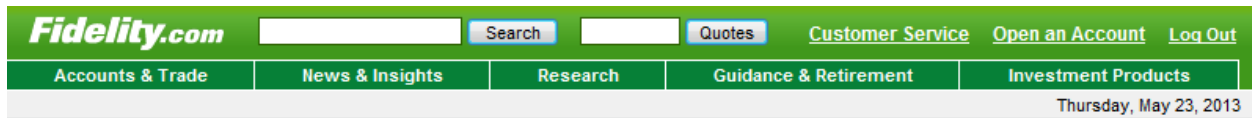
1. Go to [www.Fidelity.com](http://www.Fidelity.com) and input your account ID and password.

The screenshot shows the Fidelity.com homepage. At the top, there is a green navigation bar with the Fidelity.com logo, a search bar, and links for Quotes, Customer Service, and Open an Account. Below this is a secondary navigation bar with links for Accounts & Trade, News & Insights, Research, Guidance & Retirement, and Investment Products. The main content area features a 'LOG IN' section on the left with fields for Username and Password, and a 'Log In' button. A red box highlights the 'Log In' button with the text 'Input your user ID and password and click "Log in"'. An arrow points from this box to the 'Log In' button. The main content area also features 'Today's Highlights' with various news articles and a promotional banner for 'Invest for less' with a 'Learn more' button.

2. To trade the funds, go to the trading screen by clicking "Trade."

The screenshot shows the Fidelity.com trading screen. At the top, there is a green navigation bar with the Fidelity.com logo, a search bar, and links for Quotes, Customer Service, Open an Account, and Log Out. Below this is a secondary navigation bar with links for Accounts & Trade, News & Insights, Research, Guidance & Retirement, and Investment Products. The main content area features a 'Portfolio Total' section with a 'Trade' button highlighted by a red box and the text 'Click "Trade"'. An arrow points from this box to the 'Trade' button. The main content area also features a 'Portfolio Total' section with a 'Summary' button and a 'Your Messages' icon. A red box at the bottom contains a warning message: 'All major U.S. stock markets will be closed on Monday May 27, 2013, in observance of Memorial Day.'

3. Select the account you would like to use to buy CCA Funds and click “Go.”  
 (Note: If you only have one account, continue to the next step)



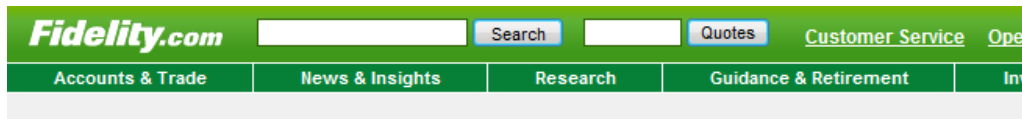
Accounts & Trade >  
**Select an Account**

The page you've chosen requires you to select an account.

Account:     
 Default to this account for quick access to all accounts

Click drop down arrow and select the account you want to use and click “Go”

4. On the left side of your screen, click on “Trade Mutual Funds”



Accounts & Trade > Portfolio >

**Trade Stocks/ETFs - Standard Session**

Extended hours trading is now available here. [Learn more](#)

- View
- Balances
- Positions
- Closed Positions
- Orders
- History
- Tax Info (Year-to-Date)
- Statements/Records
- Act
- Trade Stocks/ETFs**
- Trade International Stocks
- Trade Mutual Funds**
- Trade Fixed Income
- Trade Conditional
- Trade/View Baskets
- Currency Exchange
- Transfer Money/Shares
- Update Accounts/Features

Account

As of 05/23/2013 7:00pm ET [Refresh](#)

**Total Account Value**  
**Cash Available to Trade**  
**Committed to Open Orders**  
**Settled Cash**

Trading Session  Standard  Extended Hours

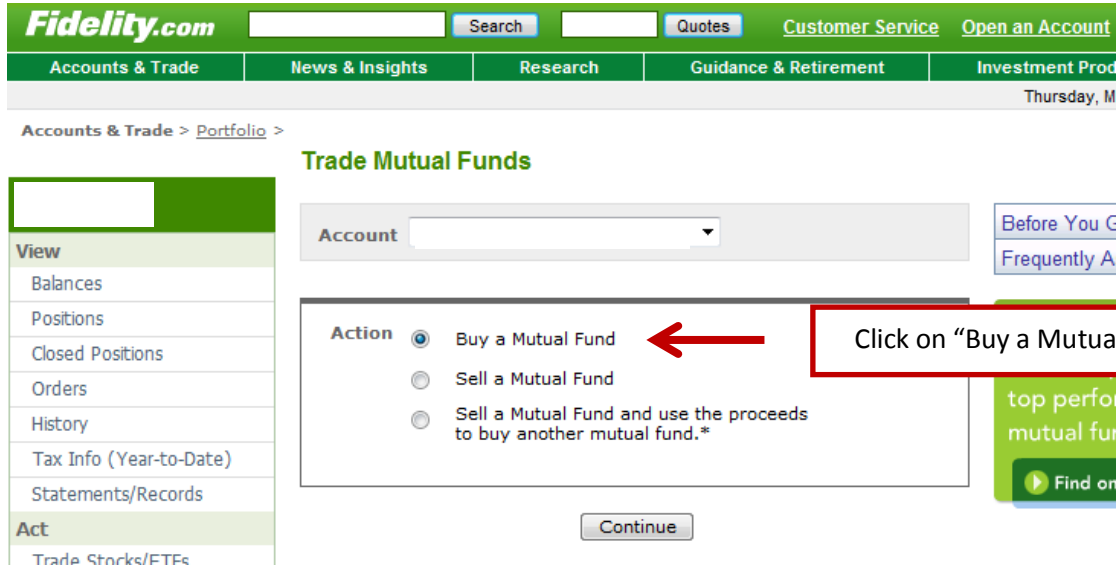
Symbol  [Find Symbol](#)

Order Type

Time in Force

Click on “Trade Mutual Funds”

5. Select “Buy a Mutual Fund” and click “Continue.”



**Fidelity.com** Search Quotes Customer Service Open an Account

Accounts & Trade News & Insights Research Guidance & Retirement Investment Prod

Thursday, M

Accounts & Trade > Portfolio >

### Trade Mutual Funds

Account [Dropdown]

Before You C  
Frequently A

Action

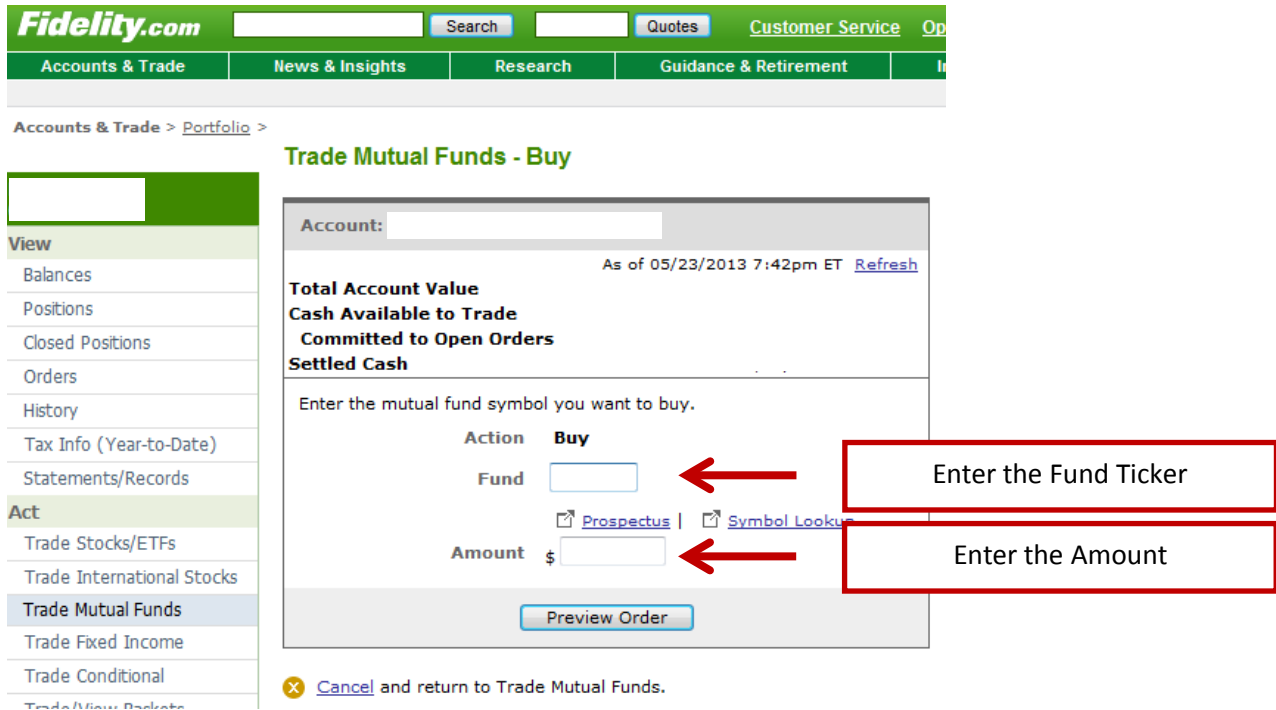
- Buy a Mutual Fund ← Click on “Buy a Mutual Fund”
- Sell a Mutual Fund
- Sell a Mutual Fund and use the proceeds to buy another mutual fund.\*

top perfor  
mutual fun

Find on

Continue

6. Type in the Fund Ticker of the CCA Funds you want to trade and the amount you would like to trade, click “Preview Order.”



**Fidelity.com** Search Quotes Customer Service Op

Accounts & Trade News & Insights Research Guidance & Retirement

Accounts & Trade > Portfolio >

### Trade Mutual Funds - Buy

Account: [Dropdown]

As of 05/23/2013 7:42pm ET Refresh

**Total Account Value**

**Cash Available to Trade**

**Committed to Open Orders**

**Settled Cash**

Enter the mutual fund symbol you want to buy.

Action Buy

Fund [Input] ← Enter the Fund Ticker

Amount \$ [Input] ← Enter the Amount

Prospectus | Symbol Looku

Preview Order

Cancel and return to Trade Mutual Funds.

## 7. Click on “Preview Order” and view fees.

**Fidelity.com**

**Trade: Fee Alert**

**The mutual fund you are buying has a fee.**

[Preview Order](#) and ~~view fees~~  
 OR

Exit this order and [View No Fee Funds](#) in the same investment category. *Note: the order(s) you entered will **not** be executed.*

Do not show me this again.

Click on “Preview Order”

## 8. Verify the CCA Fund you are purchasing and the amount, and click “Place Order”

**Fidelity.com**

**Trade Mutual Funds Verification**

**Order Information**

**BUY**

This purchase will be completed at the next available price. CCA CORE RETURN FUND INVESTOR has a short term redemption fee of 2.00 percent on shares held less than 60 days. However, this information is subject to change. Please consult the fund's prospectus for the most current short-term redemption fee information. Fidelity will charge a Transaction Fee each time you sell shares of FundsNetwork(R) funds purchased without a Transaction Fee or Load and held less than 60 days (short-term trade) The Transaction Fee will be based on the existing FundsNetwork Transaction Fee schedule applicable to this account.

Account	
Action	Buy
Symbol	CORAX
Description	CCA CORE RETURN FUND INVESTOR
Amount	\$2,500.00
Trade Type	Cash

The estimated value of this order: **\$2,500.00**

By clicking Place Order, you consent to receive the [prospectus](#) electronically.

[Cancel](#) and return to Trade Mutual Funds.

Verify the Fund Symbol and the Amount to Buy

Click on “Place Order”