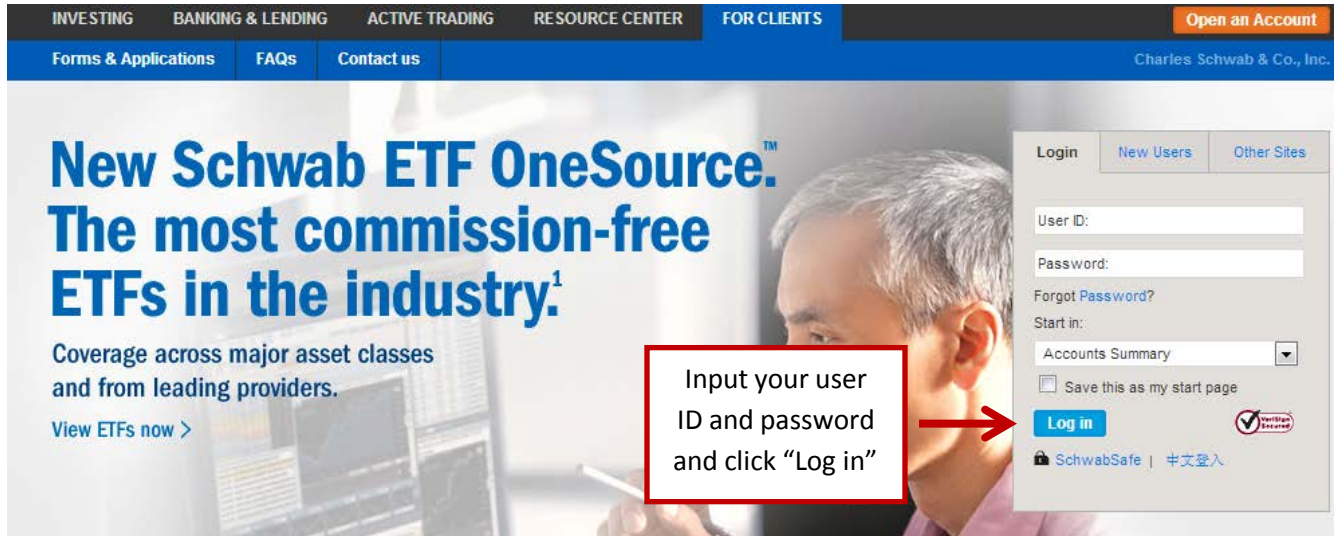
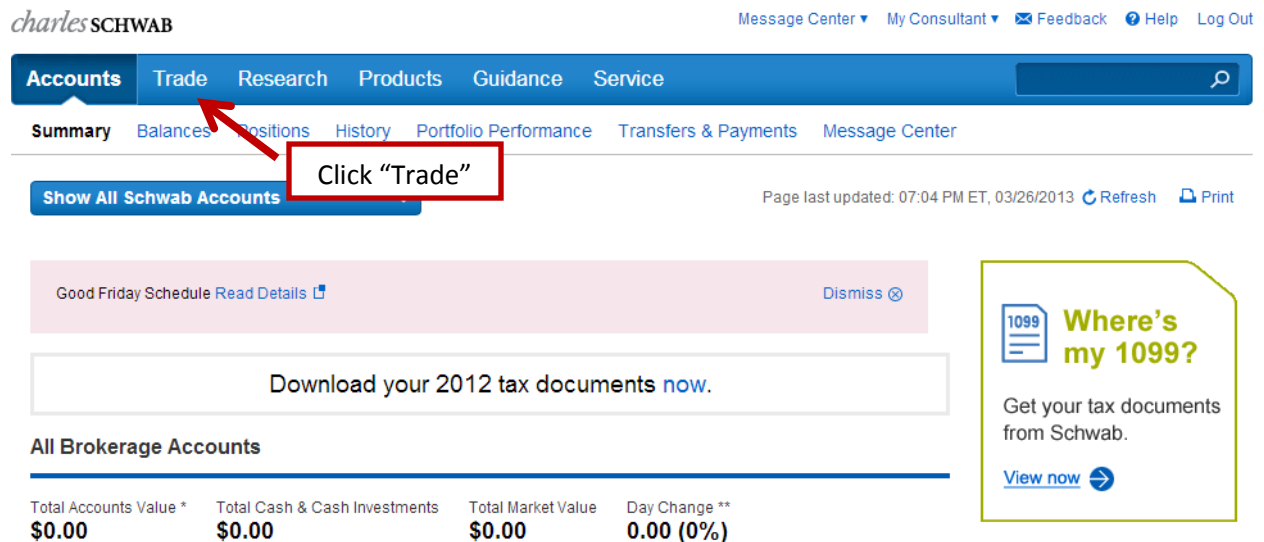


# Schwab.com CCA Funds Purchasing Manual

1. Go to [www.schwab.com](http://www.schwab.com) and input your account ID and password.



2. To trade the funds, go to the trading screen by clicking "Trade."



### 3. Click “Mutual Funds” to access the mutual fund trading screen

charlesSCHWAB Message Center ▾ My Consultant ▾ Feedback Help Log Out

Accounts **Trade** Research Products Guidance Service

Stocks & ETFs Options **Mutual Funds** Bonds CDs Futures IPOs Watchlist Trading Tools Order Status

Individual 7268-9714 Print

Trade Stocks Extended Hours

1. Enter Order 2. Verify Order 3. Order Received

Symbol Lookup Action Quantity (Shares) Order Type Timing

Day Only

Optional

Add an Order Clear Review Order

**Markets** \$ / %

DJIA	14,559.65	+111.90
NASDAQ	3,252.48	+17.18
S&P 500	1,563.77	+12.08
Russell 2000	949.82	+3.97

7:09:42 PM ET, 03/26/2013

Margin Details

Click “Mutual Funds” to trade mutual funds

### 4. Type in the Symbol and Action for the CCA fund you want to trade and click “Continue.”

charlesSCHWAB Message Center ▾ My Consultant ▾ Feedback Help Log Out

Accounts **Trade** Research Products Guidance Service

Stocks & ETFs Options **Mutual Funds** Bonds CDs Futures IPOs Watchlist Trading Tools Order Status

Type the CCA Fund Symbol (either “RSKIX” or “CORIX”) and choose the “Action” from the drop down menu

Trade Mutual Funds Automatic Investing

1. Enter Order 2. Enter Order (cont) 3. Verify Order 4. Order Received

Symbol Lookup Action

RSKIX Buy

RSKIX CCA Aggressive Return Fun... Symbol Lookup Companies

Click “Continue”

Continue

**Margin Details**

Funds Available

To Trade	Balances
Cash & Cash Investments	\$0.00
Cash + Borrowing	\$0.00
To Withdraw	Balances

5. Input the dollar amount you would like to trade and your preference on (a) transaction fee type and (b) reinvestment of dividends and gains and click “Review Order.”

Note: Transaction fee type has an impact on total fund value purchased:

- a) Deduct Fee From Total – deducts the trading commission from your total value inputted
- b) Add Fee to Total – adds the trading commission to your total value inputted

Individual 7268-9714 Print

Trade
Investing

1. Enter Order (cont)
3. Verify Order
4. Order Received

Symbol	Action	Amount in Dollars	Reinvest
RSKIX	Buy	\$ 100000.00 <small>(Minimum: \$100,000.00)</small>	<input checked="" type="radio"/> Dividends and Capital Gains <input type="radio"/> Capital Gains only <input type="radio"/> None
Shares Held: Not currently held		Transaction Fee	
		<input type="radio"/> Deduct Fee From Total <input checked="" type="radio"/> Add Fee to Total	

RSKIX - Cca Aggr Return Inst As of 03/26/2013

NAV: 10.35 +0.08    52 Week High: 10.45    Trans. Fee Fun  
 POP: 0.00    52 Week Low: 10.08    Sales Load:

Cancel
Review Order

Prospectus containing more complete information, including management fees, charges and expenses, are available through Schwab. Please read the prospectus carefully before investing.

Margin Details	
Funds Available	
<b>To Trade</b>	<b>Balances</b>
Cash & Cash Investments	\$0.00
Cash + Borrowing	\$0.00
<b>To Withdraw</b>	<b>Balances</b>
Cash & Cash Investments	\$0.00
Cash On Hold	\$0.00
Cash + Borrowing	\$0.00

6. After reviewing your final order, click “Place Order.” Click the fund symbol for more fund information.

charlesSCHWAB Message Center ▾ My Consultant ▾ Feedback Help Log Out

Accounts Trade Research Products Guidance Service

Stocks & ETFs Options Mutual Funds Bonds CDs Futures IPOs Watchlist Trading Tools Order Status

Individual 7268-9714 Print

Trade Mutual Funds Automatic Investing

1. Enter Order 2. Enter Order (cont) 3. Verify Order 4. Order Received

Symbol	Action	Amount in Dollars	Transaction Fee	Reinvest	Trade Date
RSKIX	Buy	\$100,076.00	Add Fee to Total	Dividends and Capital Gains	03/27/2013

**RSKIX - Cca Aggr Return Inst**

NAV: 10.35 +0.08 52 Week High: 10.45  
 PC: 0.00 52 Week Low: 10.08  
 As of: 03/26/2013

Trans. Fee Fund: Yes  
 Sales Load: None

Invested Amount: \$100,000.00  
 Transaction Fee: \$76.00  
**Total: \$100,076.00**

Click the fund symbol for additional fund data (see following page)

Note that the “Total Amount” includes the Transaction Fee of \$76

Before placing this order, please verify that the order information is correct and read your Order Messages.

Click “Place Order”

→

Place Order

**Margin Details**

Funds Available ▾

To Trade	Balances
Cash & Cash Investments	\$0.00
Cash + Borrowing	\$0.00

To Withdraw	Balances
Cash & Cash Investments	\$0.00
Cash On Hold	\$0.00
Cash + Borrowing	\$0.00

**Positions**

You have no positions for this account.

7. A fund profile page is accessible by clicking the fund symbol (as noted on the previous page), providing fundamental details and access to fund documents

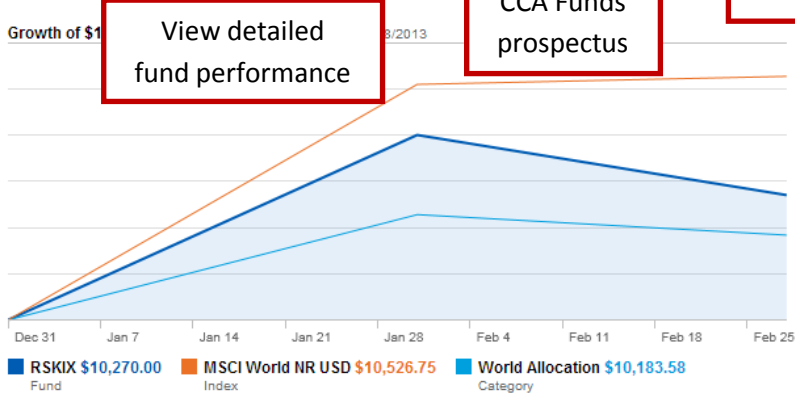
CCA Aggressive Return Fund Institutional Class Shares **RSKIX**

World Allocation

NAV **\$10.35** Change **+0.08 (0.78%)** Net Expense Ratio **0.90%** Gross Expense Ratio **2.87%** Fund Details Prospectus Schwab Analysis Report Card

Summary Charts Distributions Performance Risk & Tax Analysis Portfolio Holdings Fund Facts & Fees

Growth of \$10,000 Investment Historical Quote YTD 1 Year 3 Years 5 Years 10 Years **\$10.08 - \$10.45**



This graph represents the growth of a hypothetical investment of \$10,000 in the Fund, including dividends and capital gains, and does not reflect sales loads, redemption fees, and/or distributions. If the inception date of the Fund is less than the time period shown, the graph will only show the period from the inception date to the end of the period shown.

YTD Return	0.65%
NAV	\$10.35
Tax-Equivalent Yield	--
30-Day SEC Yield	--
Distribution Yield TTM	--
Most Recent Distribution	--
Availability	Open
<b>Annual Operating Expenses</b>	
Gross Expense Ratio before waivers/reductions	2.87%
Net Expense Ratio after waivers/reductions	0.90%
Category Average	1.45%

View detailed fund performance

Read the CCA Funds prospectus

View the Schwab Report Card for the fund

Compare the CCA Fund Expense Ratio vs. Average